

Modeling optimal responses and fitness consequences in a changing Arctic

Jody R. Reimer^{1,2}  | Marc Mangel^{3,4}  | Andrew E. Derocher¹ | Mark A. Lewis^{1,2}

¹Department of Biological Sciences, University of Alberta, Edmonton, AB, Canada

²Department of Mathematical and Statistical Sciences, University of Alberta, Edmonton, AB, Canada

³Institute of Marine Sciences and Department of Applied Mathematics and Statistics, University of California, Santa Cruz, Santa Cruz, California

⁴Department of Biology, University of Bergen, Bergen, Norway

Correspondence

Jody R. Reimer, Department of Biological Sciences, University of Alberta, Edmonton, AB, Canada.
Email: jrreimer@ualberta.ca

Funding information

Hauser Bears; Polar Bears International; Polar Continental Shelf Project; Killam Trusts; Canada Research Chairs; Alberta Innovates; National Science Foundation; Office of Naval Research; ArcticNet; Environment and Climate Change Canada; Natural Sciences and Engineering Research Council of Canada; Quark Expeditions; World Wildlife Fund

Abstract

Animals must balance a series of costs and benefits while trying to maximize their fitness. For example, an individual may need to choose how much energy to allocate to reproduction versus growth, or how much time to spend on vigilance versus foraging. Their decisions depend on complex interactions between environmental conditions, behavioral plasticity, reproductive biology, and energetic demands. As animals respond to novel environmental conditions caused by climate change, the optimal decisions may shift. Stochastic dynamic programming provides a flexible modeling framework with which to explore these trade-offs, but this method has not yet been used to study possible changes in optimal trade-offs caused by climate change. We created a stochastic dynamic programming model capturing trade-off decisions required by an individual adult female polar bear (*Ursus maritimus*) as well as the fitness consequences of her decisions. We predicted optimal foraging decisions throughout her lifetime as well as the energetic thresholds below which it is optimal for her to abandon a reproductive attempt. To explore the effects of climate change, we shortened the spring feeding period by up to 3 weeks, which led to predictions of riskier foraging behavior and higher reproductive thresholds. The resulting changes in fitness may be interpreted as a best-case scenario, where bears adapt instantaneously and optimally to new environmental conditions. If the spring feeding period was reduced by 1 week, her expected fitness declined by 15%, and if reduced by 3 weeks, expected fitness declined by 68%. This demonstrates an effective way to explore a species' optimal response to a changing landscape of costs and benefits and highlights the fact that small annual effects can result in large cumulative changes in expected lifetime fitness.

KEYWORDS

climate change, energetic model, marine mammal, optimality theory, polar bear, state-dependent model, stochastic dynamic programming, *Ursus maritimus*

1 | INTRODUCTION

Natural selection acts across several interacting processes, including survival, mate-finding, foraging, and reproduction. Individuals must balance a series of trade-offs, whether through behavioral means or physiological adaptations. For example, an individual may

need to choose between two possible foraging patches, taking into account the food available as well as the risk of predation in each patch (Holbrook & Schmitt, 1988; Ludwig & Rowe, 1990). Similarly, trade-offs between the quantity and viability of offspring determine optimal clutch size (Lack, 1947; Mangel, Rosenheim, & Adler, 1995). Natural selection favours individuals with higher fitness (here

defined as an individual's expected lifetime reproductive success) resulting from life history strategies that successfully balance these competing factors. Environmental shifts caused by climate change may alter which strategies are successful, however, as the costs and benefits that an individual encounters change. Studying these shifting optimal responses requires simultaneous consideration of multiple interacting factors, accounting for an individual's need to balance survival with reproduction, often over multiple years and reproductive attempts.

Optimality theory aims to identify an individual's optimal decision in light of a set of benefits, costs, and constraints. Optimal decisions need not be the same for every individual at each time; each individual may be in one of several relevant states (e.g., their energetic state, reproductive state, or age) that may affect the decisions available to the individual, outcomes that are possible, as well as which decision is optimal. While these optimal adaptations may not be perfectly achieved, framing questions in this way provides insight into the competing forces faced by an individual (Parker & Smith, 1990).

Polar bears (*Ursus maritimus*) of different sexes and in different reproductive states vary in their choice of foraging habitat during the spring feeding period (Pilfold, Derocher, & Richardson, 2014; Stirling, Andriashek, & Calvert, 1993). Sea ice habitat used by polar bears in the southern Beaufort Sea can be broadly grouped into two types: active ice and fast ice (also known as landfast ice; Stirling et al., 1993). Active ice, including pack ice and the floe edge, is high-quality polar bear foraging habitat with abundant prey, namely ringed seals (*Pusa hispida*) and bearded seals (*Erignathus barbatus*; Stirling et al., 1993). Near shore, fast ice provides lower quality foraging habitat, with the main available prey being naive but small ringed seal pups and, to a lesser extent, their mothers (Smith & Stirling, 1975). Male polar bears of all ages and females who are not accompanied by dependent offspring are found primarily in the active ice (Stirling et al., 1993). Female polar bears accompanied by dependent offspring (especially females with cubs of the year, COYs), however, are found more often in the fast ice (Stirling et al., 1993). This use of lower quality foraging habitat is thought to result from a risk avoidance strategy (Pilfold et al., 2014); cubs may be at risk of infanticide and cannibalism by adult males (Amstrup, Stirling, Smith, Perham, & Thiemann, 2006; Derocher & Wiig, 1999) or hypothermia due to the swimming that may be necessary in more active ice (Blix & Lentfer, 1979; Monnett & Gleason, 2006). Stirling et al. (1993) found that females with COYs in the southern Beaufort Sea were nearly twice as likely to be in fast ice as predicted.

In addition to the foraging decisions made on daily timescales, female polar bears also make facultative reproductive decisions. Female polar bears mate in the spring, but delay implantation until the autumn (Lønø, 1970; Ramsay & Stirling, 1988). If her energy reserves are too low at this time, a female polar bear may abort the pregnancy rather than continuing to deplete her reserves (Atkinson & Ramsay, 1995; Derocher, Stirling, & Andriashek, 1992). Similarly, if her energy reserves are sufficiently depleted while she still has dependent cubs, the quality of her milk will decline and eventually cease entirely,

which may result in cub mortality (Derocher, Andriashek, & Arnould, 1993; Molnár, Klanjscek, Derocher, Obbard, & Lewis, 2009). The level of energy reserves at which it may be optimal for her to stop investing in her current reproductive attempt is unknown, and we address this knowledge gap here.

In recent decades, the ice-free period has increased approximately 10–20 days per decade across the southern Beaufort Sea (Parkinson, 2014). For polar bears, this results in a shorter feeding period over which they must attempt to acquire the necessary reserves to survive the longer summer fasting period (Pongracz & Derocher, 2017). These changing ice conditions have already been linked with smaller body size, reduced recruitment, and population declines in the Beaufort Sea (Hunter et al., 2010; Regehr, Hunter, Caswell, Amstrup, & Stirling, 2010; Rode, Amstrup, & Regehr, 2010).

What is known about polar bears' preferred foraging habitat has been studied within a framework of selection (i.e., habitat use vs. relative availability) (Durner et al., 2009, 2017; Stirling et al., 1993) or species distribution models (Pilfold et al., 2014). We took a different approach, using optimality theory to explore how much additional risk of cub mortality in the active ice would result in predictions of optimal habitat use similar to observed patterns of spatial segregation. We created a model to predict an individual's optimal foraging habitat (fast ice or active ice) based on their energetic and reproductive state. This model also allowed us to estimate the energetic thresholds below which it would be optimal for a female polar bear to abort her pregnancy or cease lactation. We then explored the implications of changes in the timing of spring sea ice breakup for polar bear foraging and reproductive decisions and, ultimately, individual fitness.

We desired a modeling framework that would allow for a high degree of flexibility in the stochastic nature of the model components as well as the feedback between the controls and the state. For this, the discrete nature and flexibility of stochastic dynamic programming (SDP) offers a convenient framework (Clark & Mangel, 2000; Houston & McNamara, 1999). SDP models, also known as dynamic state variable models, are individual-based models used to determine optimal decisions, given a known objective and constraints (Clark & Mangel, 2000). These models have been used for a variety of purposes, such as determining the optimal overwintering habitat of elk (*Cervus canadensis*) (Noonburg, Newman, Lewis, Crabtree, & Potapov, 2007), the conditions under which a predator with distinct predation strategies is predicted to switch between strategies (Dukas & Clark, 1995), and the effects of acoustic and other anthropogenic disturbances on marine mammals (McHuron, Costa, Schwarz, & Mangel, 2017; Schwarz, McHuron, Mangel, Wells, & Costa, 2016). These models have not yet, however, been used to study optimal responses to climate change.

We created an SDP model for an individual female polar bear over her entire adult lifetime, from sexual maturity until death (for other examples of SDP models spanning adulthood, see Marrow et al., 1996; McHuron, Schwarz, Costa, & Mangel, 2018). SDP allows integration of the bear's need to balance trade-offs between energy gain, reproduction, and cub survival (Clark & Mangel, 2000). The classical SDP patch choice model optimizes the patch choice of an

individual over a short time frame; the individual must choose between different environments that each have different probabilistic costs and benefits. Our model is an extension of this, maximizing the individual's recruited offspring over her entire lifetime and including a variable reproductive state which is, itself, subject to optimization.

Model outputs are (a) her expected future fitness throughout her lifetime, and (b) a set of optimal decisions, dependent on energetic and reproductive state. The optimal decisions fall into two main categories: (i) during each spring, the daily optimal foraging patch (active ice or fast ice), and (ii) at the end of each spring, the decision, when relevant, whether to abort or continue a pregnancy, or whether to continue or cease milk production. We use this model to answer three questions: (a) How much added risk of cub mortality in the active ice would result in predictions of optimal habitat use similar to those observed? (b) What is the energetic threshold below which it is optimal for a female to abort her pregnancy or cease lactation? (c) What changes in foraging habitat selection and reproductive behavior do we predict if the spring feeding period is shortened, and the summer fasting period similarly lengthened, and what would be the resultant changes in her fitness?

2 | MATERIALS AND METHODS

We considered two possible spring foraging habitats, with an individual female making a daily decision to forage in either active or fast ice. The bear must choose where to forage based on the probability of finding and catching prey, the expected energetic returns of that prey, and the risk of cub mortality in each patch for females with cubs. We assumed that the female is able to switch between the two habitats daily and that her decision of where to forage is independent of which habitat she chose for the previous day.

Parameter values and functional forms are in Table 1, and Figure 1 provides a schematic of the events in 1 year. Our model included two state variables: $x(t,n)$, the energy reserves (MJ) of the bear, and $\eta(t,n)$, the bear's reproductive state, both at time t in the n th year of her adult life. We assumed death from starvation when her energy reserves fall to the critical level x_{crit} and an upper bound x_{max} on her reserves, so $x_{crit} \leq x \leq x_{max}$. Female polar bears may take one of four reproductive states, $\eta \in \{1,2,3,4\}$, corresponding to single, pregnant, with a litter of one or more COYs, and with a litter of one or more yearlings. Polar bears in the Beaufort Sea give birth to a litter of 1–3 cubs which remain with their mother until they are weaned. Weaning typically occurs in the spring of their second year, so a female may successfully wean a litter every 3 years at most (Ramsay & Stirling, 1988).

The time interval of our SDP routine was 1 day, resulting in the optimal decisions and resultant fitness for each day of each spring. The first day of spring, t_{spring} , coincides with the beginning of ringed seal pupping, signifying the beginning of a period of hyperphagia for polar bears (Ramsay & Stirling, 1988; Stirling & McEwan, 1975). During the spring, single females may also mate. Females are available to mate for the first time at the start of their sixth spring in the southern Beaufort Sea (approximately age 5.5, model year $n = 1$)

(Lentfer, Hensel, Gilbert, & Sorensen, 1980; Stirling, Pearson, & Bunnell, 1976). We assumed both spring feeding and mating stop when the sea ice breaks up over the continental shelf in early summer, approximately on day $t_{breakup}$. We designated the days between t_{spring} and $t_{breakup}$ as spring, and the SDP model was used for each day in this period.

We assumed a maximum encounter of one prey item per day and that handling time and prey consumption also occur within this 1 day window. Prey are encountered and captured with a daily probability λ_i , depending on patch $i \in \{\text{fast ice, active ice}\}$, with $\lambda_{fast\ ice} < \lambda_{active\ ice}$. On successfully catching prey, the bear's energetic state increases by $Y_i(t)$, the expected energetic gain from a seal in patch i on day t . The fast ice has lower expected daily energetic gain than the active ice (Figure S1).

At $t_{breakup}$, the bear's energetic fate for the remainder of the year is largely determined, as they fast during the summer and the subsequent autumn and winter months have reduced hunting success. While terrestrial feeding (Rode, Reist, Peacock, & Stirling, 2010) and feeding on whale carrion (Bentzen et al., 2007) have been observed, we assumed significant energy gains from these sources would be anomalous for an individual and thus not relevant for determining optimal strategies, so we did not consider these energy sources here. The summer ice-free period lasts for $\tau_{icefree}$ days (from $t_{breakup}$ to $t_{freezeup}$). During this time, the majority of bears remain on the sea ice as it retreats northward, though some spend summer on land (Atwood et al., 2016; Pongracz & Derocher, 2017).

After $t_{freezeup}$, nonpregnant bears resume hunting. Pregnant females den either on land or on the sea ice (Amstrup & Gardner, 1994; Lentfer, 1975), giving birth inside their dens around January 1 (Stirling et al., 1993). They remain in their dens for approximately τ_{den} days (from $t_{freezeup}$ onward). We assumed that a female polar bear experiences reproductive senescence each year with probability $p_s(\text{age})$, with the highest probability of senescence occurring in her early 20s (Ramsay & Stirling, 1988; Stirling, McDonald, Richardson, & Regehr, 2011). After this point, we assumed that she is unable to produce a new litter or successfully nurse an existing litter of COYs. If she had yearlings at this time, however, her remaining energetic investment is minimal, and hence, we assumed that they are successfully weaned.

We linked years together by mapping the bear's expected change in state from the end of one spring to the start of the next, using a method known as sequential coupling (Clark & Mangel, 2000; Mangel & Clark, 1988). Consider a bear at the end of spring, $t_{breakup}$, in her n th adult year, in reproductive state η , with energy reserves x . Her energetic state at the start of the following spring is a function of her state at the end of the current spring, $x(t_{spring}, n+1) = w_\eta(x(t_{breakup}, n))$. If the bear is pregnant ($\eta = 2$) at $t_{breakup}$, she has the facultative choice to either continue the pregnancy or to abort it. If the bear has a litter of COYs ($\eta = 3$), she will either continue to lactate or will cease lactation, resulting in litter loss. In these two cases of litter loss, w_η is modified to be w_η^{loss} . If she has a litter of yearlings ($\eta = 4$), she will continue to lactate if her energetic condition allows for it. However, even if she ceases lactation, her yearling cubs remain with her, eating from her kills and learning skills that aid survival.

TABLE 1 Summary table of parameters used in the stochastic dynamic programming model for an adult female polar bear. Parameters in light gray cells vary between active and fast ice. For additional details, see S1 (Supplementary Material)

Parameter values			
Parameter	Values	Description	Sources and notes
Energetic state constraints			
x_{crit}	0 MJ	Critical energy reserves	Molnár et al. (2009)
x_{max}	8,822 MJ	Maximum possible energy reserves	calculated; S1
Time parameters			
T	24 years	Maximum years as a reproductively mature adult	From age 5–28
t_{spring}	April 1	Start of spring feeding period	Smith (1987)
$t_{breakup}$	July 17	Breakup	Stroeve and Meier (2018)
$t_{freezeup}$	October 8	Freezeup	Stroeve and Meier (2018)
$\tau_{icefree}$	83 days	Number of days between breakup and freezeup	Stroeve and Meier (2018)
General parameters			
$\lambda_{fast\ ice}$	1/3.5	Daily probability of obtaining prey	Stirling and Øritsland (1995)
$\lambda_{active\ ice}$	1/2.5	Daily probability of obtaining prey	Stirling and Øritsland (1995)
$Y_i(t)$	Range from 148 to 355 MJ	Expected energetic gains from single prey	Calculated; S1
a	$0.0002 \times mass(kg)^{2.41}$	Daily adult female energy expenditure (MJ)	Pagano et al. (2018)
σ	$0.996^{(365^{-1})}$	Daily probability of female survival	Amstrup and Durner (1995)
$\hat{\sigma}$	$\sigma^{(\# \text{ of } * \text{ overwinter days}^*)}$	Overwinter probability of female survival	Amstrup and Durner (1995)
$p_s(\text{age})$	$\int_{age}^{age+1} e^{-(x/23)^{23}} \left(\frac{x}{23}\right)^{22} dx$	Probability of becoming senescent at a given age	Modified from Schwartz et al. (2003)
Single ($\eta = 1$) parameters			
$c(t)$	0.05	Daily probability of encountering a mate	Molnár, Derocher, Lewis, and Taylor (2008)
τ_{mate}	17 days	Length of pairing during mating	Molnár et al. (2008)
Pregnancy ($\eta = 2$) parameters			
τ_{den}	134 days	Number of days in maternity den	Amstrup and Gardner (1994)
Cubs of the year (COY) litter ($\eta = 3$) parameters			
$\sigma_0^{fast\ ice}$	$0.651^{(365^{-1})}$	Daily probability of COY litter survival	Amstrup and Durner (1995)
$\sigma_0^{active\ ice}$	Unknown	Daily probability of COY litter survival	Estimated; (2)
$g_3(x,t)$	$0.24 \times mass^{0.75}$	Daily lactation costs, yearling litter	Gittleman and Oftedal (1987)
Yearling litter ($\eta = 4$) parameters			
$\sigma_1^{fast\ ice}$	$0.86^{(365^{-1})}$	Daily probability of yearling litter survival	Amstrup and Durner (1995)
$\sigma_1^{active\ ice}$	Unknown	Daily probability of yearling litter survival	Estimated; (1)
$g_4(x,t)$	$0.1 \times mass^{0.75}$	Daily lactation costs, yearling litter	Arnould and Ramsay (1994)
k	1.15	Expected size of recruited litter	Hunter et al. (2010)

We deterministically modeled these changes in storage energy from the end of one spring to the start of the next, henceforth referred to as “overwinter,” which includes the summer ice-free period, autumn, and winter. During the summer ice-free period, we assumed that a female bear’s daily energy expenditure for personal

maintenance is approximately her resting metabolic rate (RMR), regardless of reproductive state (Robbins, Lopez-Alfaro, Rode, Tøien, & Nelson, 2012). We assumed that her energy storage decreases daily by the sum of her RMR and any additional lactation requirements. Once the ice freezes in the autumn, nonpregnant

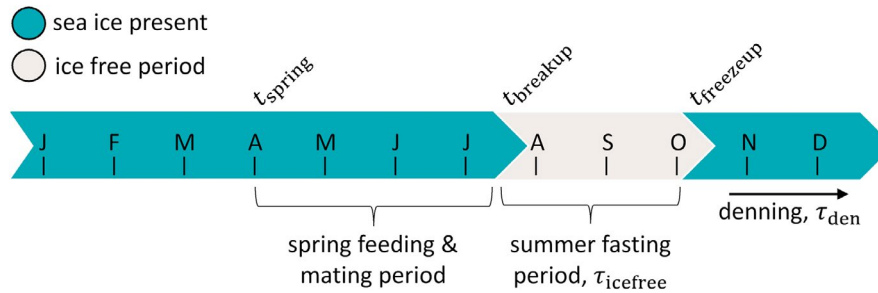


FIGURE 1 Annual ice conditions and key foraging and reproductive events for an adult female polar bear. Our stochastic dynamic programming model predicts a bear's daily optimal choice of foraging habitat in the spring (from t_{spring} to t_{breakup}), and her optimal reproductive strategy over the summer and subsequent winter (from t_{breakup} until t_{spring} the following year) [Colour figure can be viewed at wileyonlinelibrary.com]

bears resume hunting, but with limited success (Stirling & Øritsland, 1995). We assumed that the energy stores of bears who resume hunting do not continue to decline, finding adequate food to maintain their condition until the start of the next spring. Pregnant bears enter a den and continue to decrease their energy stores daily according to their denning metabolic rate (DMR). In all cases, if the female's reserves are insufficient at the end of spring, t_{breakup} , then $w_{\eta}(\cdot) = x_{\text{crit}}$ and the female dies during the overwinter period. Overwintering energetic and reproductive state dynamics are described in full detail in S2 (Supplementary Material).

2.1 | Additional risk in the active ice

Estimates of the magnitude of the additional risk for cubs in the active ice do not exist. We here explore, within the constraints and assumptions of our SDP model, how much additional risk of cub mortality could lead to the spatial segregation observed in the southern Beaufort Sea. We chose to focus our attention on the higher probability of mortality experienced by a litter of COYS. We assumed that the daily probability of mortality for a litter of yearlings in the active ice is only slightly higher (we chose 10%) than in the fast ice, so the probability of litter survival is

$$\sigma_1^{\text{active ice}} = 1 - \underbrace{1.1(1 - \sigma_1^{\text{fast ice}})}_{\text{mortality}}. \quad (1)$$

We then explored how changing the mortality scaling factor affects the proportion of time a female with COYs spends in the active ice, where

$$\sigma_0^{\text{active ice}} = 1 - \underbrace{(\text{scaling factor})(1 - \sigma_0^{\text{fast ice}})}_{\text{mortality}}. \quad (2)$$

Using estimates of polar bear habitat selection (figure 8 in Stirling et al., 1993), we assumed that the main ice types considered in that study (fast ice, pack ice, and the floe edge) were equally available to a given female polar bear. We then normalized the selection coefficients so that they summed to 1 and used this as a rough estimate of the time spent in each ice type, resulting in an estimate of 37% of time spent in the active ice for females with a litter of COYs.

We performed 1,000 Monte Carlo simulations to determine the mortality scaling factor that resulted in ~37% of time spent in the active

ice for a modeled female bear. In each simulation, the scaling factor of Equation 2 was chosen randomly from all real numbers in the interval 2–5, inclusive. We then fit an exponential curve to a plot of the proportion of days in the spring a female with a litter of COYs spent in the active ice, against the scaling factor. We determined the scaling factor that resulted in approximately 37% of time spent in the active ice, and used that value as our estimate of additional risk for females with cubs.

This value of 37% assumes that all ice types are equally available to a bear, with no variation in space or time. In reality, we would expect the availability of each ice type to vary both regionally and through time, so to explore model sensitivity to this value, we also considered values ranging from 20% to 50%.

2.2 | Fitness functions

We formalized the above into state-dependent fitness functions, $F_{\eta}(x, t, n)$, describing the expected number of offspring recruited to the population resulting from the optimal decisions taken at time t in the n th year of a female's adult life, for a bear in reproductive class η with energetic state x . The expected number of offspring is considered from time t in year n to the end of the individual's reproductive years (similar to the R_0 of life history theory). We considered offspring recruited if they survive to the beginning of their third spring (age 2.5 years), when they are weaned (Ramsay & Stirling, 1988).

The optimal decision at each time is that which results in the maximum expected reproductive success as compared against all other possible decisions. For each day during spring, we calculated the value of the fitness function in each of the two ice types, and the optimal patch was the one with the higher fitness function. At the end of each spring, we calculated the fitness function for any relevant reproductive decisions over the remainder of the year (i.e., whether to continue or abort a pregnancy, to continue or cease lactation), and the optimal decision was that with the higher fitness function.

A terminal fitness function describes the bear's expected future fitness at the terminal time, here chosen to be the last day of the spring feeding period in the bear's final year at age 28, by which time we assumed that the bear would have experienced reproductive senescence and thus have no future fitness gains (i.e., the terminal fitness function is 0 for all bears).

Regardless of reproductive state, we assumed the order of stochastic events each day to be the following: (a) individual survival (with daily probability σ), (b) change in reproductive state (pregnancy, litter loss/survival), (c) foraging success or failure. Following these events, we updated the bear's energetic and reproductive states accordingly, including daily metabolic costs. This order is similar over winter, but without including probabilistic daily foraging success. The bears die if x falls to x_{crit} at any point.

2.3 | Fitness of a single bear ($\eta = 1$)

On any day in spring, a single female may be paired with a male with daily probability $\epsilon(t)$. We assumed that the density of males and the probability of mating remain constant throughout a female's life. This mating process takes, on average, τ_{mate} days. While mating, we assumed that she devotes negligible energy to hunting (Stirling, Spencer, & Andriashek, 2016) and loses energy reserves daily according to a , her daily personal maintenance costs (MJ). Note that a depends on her mass (Table 1), which changes slightly each day as she depletes her reserves during mating; this has been implemented in the model code, but our notation here describes her change in state with the term $-a\tau_{\text{mate}}$ for ease of interpretation. Her fitness function throughout spring is

$$F_1(x, t, n) = \max_i \left\{ \underbrace{\sigma}_{\text{survive}} \left(\underbrace{\epsilon(t) F_2(x - a\tau_{\text{mate}}, t + \tau_{\text{mate}}, n)}_{\text{mate}} \right) + (1 - \epsilon(t)) \left[\underbrace{\lambda_i F_1(x - a + Y_i, t + 1, n)}_{\text{find food}} + \underbrace{(1 - \lambda_i) F_1(x - a, t + 1, n)}_{\text{do not find food}} \right] \right\}, \quad (3)$$

for $t \in [t_{\text{spring}}, t_{\text{breakup}})$, where $i \in \{\text{active ice, fast ice}\}$ and where $[t_{\text{spring}}, t_{\text{breakup}})$ denotes all days from t_{spring} (inclusive) up to but not including t_{breakup} .

Over winter, her reproductive state remains the same and her energetic state changes according to $w_1(x)$. She survives the winter with probability $\hat{\sigma}$ (S2, Supplementary Material), so her overwinter fitness function is

$$F_1(x, t_{\text{breakup}}, n) = \begin{cases} \hat{\sigma} F_1(w_1(x), t_{\text{spring}}, n + 1), & n < T \\ 0, & n = T \end{cases}. \quad (4)$$

2.4 | Fitness of a pregnant bear ($\eta = 2$)

We assumed that aborting a litter is confined to the autumn; once a female is pregnant, she remains pregnant for the remainder of the spring, so

$$F_2(x, t, n) = \max_i \left\{ \underbrace{\sigma}_{\text{survive}} \left[\underbrace{\lambda_i F_2(x - a + Y_i, t + 1, n)}_{\text{find food}} + \underbrace{(1 - \lambda_i) F_2(x - a, t + 1, n)}_{\text{do not find food}} \right] \right\}, \quad (5)$$

where $t \in [t_{\text{spring}}, t_{\text{breakup}})$. Over summer, she fasts, and after the ice reforms over the continental shelf in the autumn, she goes into her maternity den for τ_{den} days to give birth. We assumed that she makes a facultative decision before going into her den, either to abort the pregnancy or continue it, based on her energy stores and future expected fitness. If the pregnancy is terminated, her reproductive status changes accordingly and she does not enter a maternity den, thus avoiding further depletion of her energy reserves. The resulting overwinter fitness function is

$$F_2(x, t_{\text{breakup}}, n) = \begin{cases} \hat{\sigma} \max \left\{ \underbrace{F_3(w_2(x), t_{\text{spring}}, n + 1)}_{\text{continue pregnancy}}, \underbrace{F_1(w_2^{\text{loss}}(x), t_{\text{spring}}, n + 1)}_{\text{abort pregnancy}} \right\}, & n < T \\ 0, & n = T \end{cases}. \quad (6)$$

2.5 | Fitness of a bear accompanied by cubs of the year ($\eta = 3$)

The female loses her litter from nonstarvation causes with probability σ_0^i after which she returns to being single. Females who lose their litter in the spring are able to become pregnant again that same spring (Ramsay & Stirling, 1986). We assumed that she may become pregnant again beginning the next day.

If she does not lose her litter, she first devotes energy a (MJ) to her own maintenance needs and then allocates energy to lactation (King & Murphy, 1985) according to the function $g_3(x - a, t)$. If she has insufficient energy for lactation (i.e., $g_3(\cdot) = 0$), we assumed that she loses the litter. Her fitness function throughout the spring is

$$F_3(x, t, n) = \max_i \left\{ \underbrace{\sigma}_{\text{survive}} \left(\underbrace{\sigma_0^i}_{\text{litter survives}} \left[\underbrace{\lambda_i F_3(x - a - g_3(x - a, t) + Y_i, t + 1, n)}_{\text{find food}} + \underbrace{(1 - \lambda_i) F_3(x - a - g_3(x - a, t), t + 1, n)}_{\text{do not find food}} \right] + \underbrace{(1 - \sigma_0^i)}_{\text{lose litter}} \right) \times \left[\underbrace{\lambda_i F_1(x - a + Y_i, t + 1, n)}_{\text{find food}} + \underbrace{(1 - \lambda_i) F_1(x - a, t + 1, n)}_{\text{do not find food}} \right] \right\}, \quad (7)$$

where $t \in [t_{\text{spring}}, t_{\text{breakup}})$. Over winter, the litter either becomes a year older (so in the subsequent spring, she has a yearling litter) or she ceases lactation and they die. As the cubs are still reliant on milk throughout this year, we assumed that the litter dies if she dies. Her overwinter fitness function is

$$F_3(x, t_{\text{breakup}}, n) = \begin{cases} \hat{\sigma} \max \left\{ \underbrace{F_4(w_3(x), t_{\text{spring}}, n + 1)}_{\text{continue lactation}}, \underbrace{F_1(w_3^{\text{loss}}(x), t_{\text{spring}}, n + 1)}_{\text{cease lactation}} \right\}, & n < T \\ 0, & n = T \end{cases}. \quad (8)$$

2.6 | Fitness of a bear accompanied by yearlings ($\eta = 4$)

We assumed that yearlings still gain significant energy intake from milk in spring, so if the female's reserves are too low (i.e., $g_4(\cdot) = 0$) and she ceases lactation, she loses the litter. Her fitness function throughout spring is

$$F_4(x, t, n) = \max_i \left\{ \underbrace{\sigma}_{\text{survive}} \left[\underbrace{\sigma_1^j}_{\text{litter survives}} \left[\underbrace{\lambda_i F_4(x - a - g_4(x - a, t) + Y_i, t + 1, n)}_{\text{find food}} \right. \right. \right. \\ \left. \left. \left. + \underbrace{(1 - \lambda_i) F_4(x - a - g_4(x - a, t), t + 1, n)}_{\text{do not find food}} \right] + \underbrace{(1 - \sigma_1^j)}_{\text{lose litter}} \left[\underbrace{\lambda_i F_1(x - a + Y_i, t + 1, n)}_{\text{find food}} \right. \right. \\ \left. \left. \left. + \underbrace{(1 - \lambda_i) F_1(x - a, t + 1, n)}_{\text{do not find food}} \right] \right] \right\}, \quad (9)$$

where $t \in [t_{\text{spring}}, t_{\text{breakup}}]$. If she has insufficient resources to provide milk for her yearling litter after their second spring, we assumed that the litter remains with her, continuing to share her kills and learn additional survival skills (Stirling & McEwan, 1975). Due to the lack of data on the survival of unaccompanied yearlings in the Beaufort Sea following their second spring, we assumed that yearling survival is unchanged in the event that the female dies (Derocher & Stirling, 1996; Ramsay & Stirling, 1988). On recruitment, her lifetime fitness increases by k , the expected litter size of a recruited litter, so

$$F_4(x, t_{\text{breakup}}, n) = \begin{cases} k + \underbrace{\hat{\sigma}}_{\text{survive}} F_1(w_4(x), t_{\text{spring}}, n + 1), & n < T \\ 0, & n = T \end{cases} \cdot (10)$$

2.7 | Model analysis

We solved the SDP model using the standard method of backward iteration (Clark & Mangel, 2000). In doing so, we obtained the optimal foraging habitat for a bear in each energetic and reproductive state for each day in spring. We also calculated the optimal reproductive decisions from one spring to the next for pregnant females and females with a litter of COYs in each energetic state. We obtained estimates of fitness under the assumption that she follows these optimal decisions throughout her lifetime.

In addition to these standard model outputs, we ran Monte Carlo simulations for a bear behaving optimally (Figure S2). Each simulation had an initial condition randomly drawn from the distribution of energetic states calculated from data on bears captured in the Canadian Beaufort Sea in the spring from 1974 to 2010 (for details, see Bromaghin et al., 2015). We calculated mass from the measurements of length and axillary girth (Thiemann, Lunn, Richardson, & Andriashek, 2011), which was then converted into estimates of storage energy (equation 11 in Molnár et al., 2009). We used data on 44

female bears, 5–7 years old, captured before April 15 (i.e., near the start of spring). Each simulation began with a bear available for their first pairing, so $\eta(t_{\text{spring}}, 1) = 1$.

Spring (from t_{spring} to t_{breakup}) in our base model was 108 days. To explore the effect of a shorter spring feeding period, we considered dates of t_{breakup} up to 3 weeks earlier. We assumed that reductions in the length of spring resulted directly in a longer summer ice-free period, for example, if t_{breakup} was 2 weeks earlier, then τ_{icefree} was 2 weeks longer. All computations were performed using Matlab 2018b, and all code has been uploaded to a GitHub repository where it is freely available (<https://doi.org/10.5281/zenodo.2401363>).

3 | RESULTS

3.1 | Additional mortality risk for cubs in the active ice

A 3.5-fold increase in the daily probability of mortality for a litter of COYs (i.e., a scaling factor of 3.5 in Equation 2 resulted in a female spending approximately 37% of her time in the active ice (Figure S3). We thus used a value of $\sigma_0^{\text{active ice}} = 0.9959$ in our SDP model (Equation 2).

3.2 | Optimal foraging patch selection

Regardless of energetic state, the optimal foraging habitat for a single or pregnant bear is nearly exclusively the active ice (Figure 2). The optimal foraging habitat of a bear accompanied by dependent offspring (COYs or yearlings) is the fast ice early in the spring, and then either the active ice or fast ice, depending on her energetic state near the end of the spring (Figure 2). Provided she behaves optimally, a bear will, on average, approximately quadruple her energy reserves over the spring (Figure S4). If the spring feeding period was shortened by 1, 2, or 3 weeks, we predict that the median amount of time an optimally behaving female with COYs or yearlings would spend in the active ice would increase substantially (Figure 3).

3.3 | Optimal reproductive strategy over winter

In our model, a female will abort her pregnancy or cease lactation for her litter of COYs over winter when her reserves at the end of spring are low (Figure 4). If t_{breakup} is decreased by 3 weeks, these thresholds increase by 20%–30% (Figure 5a). The threshold for ceasing lactation with a litter of COYs was more sensitive to changes in t_{breakup} than the threshold for aborting a pregnancy (Figure 5a). For reductions in the length of spring, the changes in the optimal foraging habitats combined with the changes in optimal reproductive strategies translated into declines in the bear's expected fitness (Figure 5b). Lifetime reproductive output declined by 15% if t_{breakup} was reduced by 1 week, and by 68% when reduced by 3 weeks.

When we explored the sensitivity of the model to the percentage of time a female spends in the active ice (taken to be 37%

FIGURE 2 Optimal foraging decisions for a 10-year-old adult female polar bear ($n = 6$) in each reproductive state, each energetic state, and for each day throughout the spring (AP, MA, and JN refer to April, May, and June, respectively). Similar optimal foraging decisions for all ages are available in Figures S5–S8

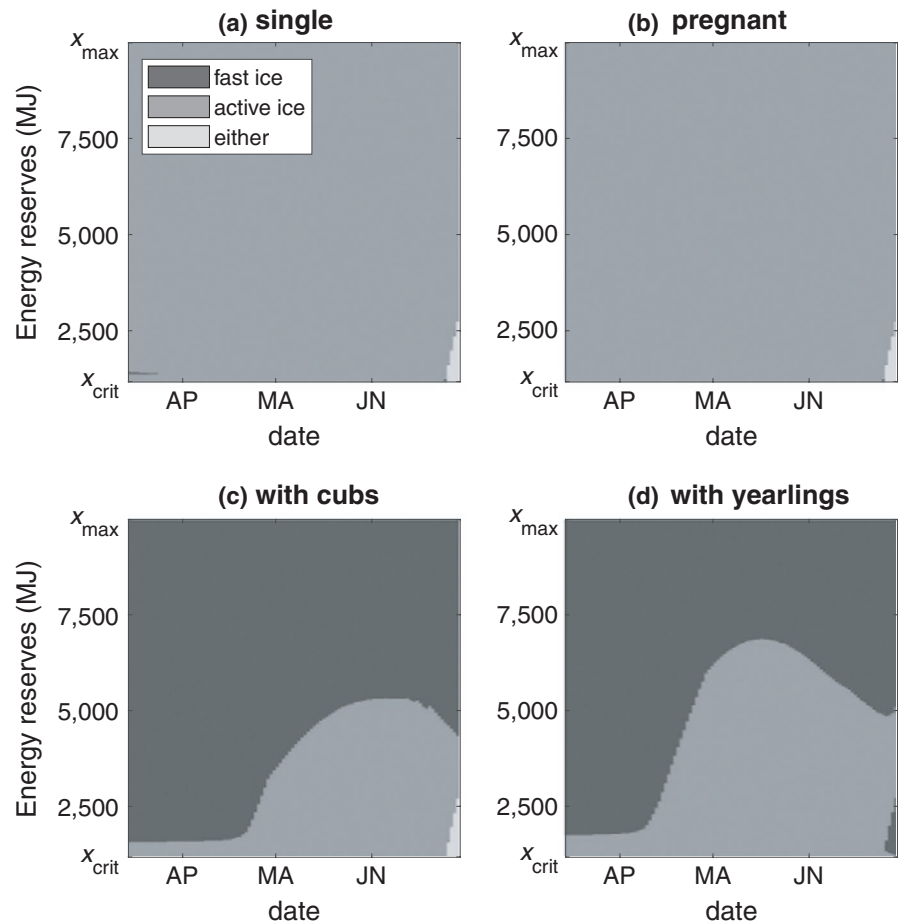
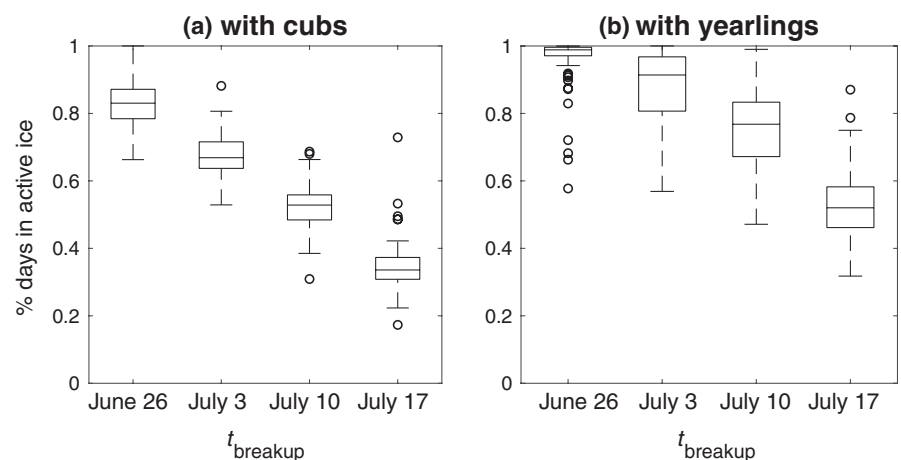


FIGURE 3 The percentage of spring days that an optimally behaving female with dependent offspring (either cubs of the year or yearlings) spends in the active ice (instead of the fast ice), as the length of spring varies from 87 ($t_{\text{breakup}} = \text{June 26}$) to 108 days ($t_{\text{breakup}} = \text{July 17}$). One hundred simulations were performed for each length of spring



above), varying it from 20% to 50%, we found that error propagation throughout the model was insubstantial. These variations resulted in small changes in expected lifetime fitness and in the general fitness response to changes in the length of spring (Figure S9).

4 | DISCUSSION

We have constructed a sophisticated behavioral model, coupled to life history theory for female polar bears. This model was used

to study optimal trade-offs in hunting habitat and reproductive strategy, and the changes in these optimal trade-offs resulting from climate change. We used this model to answer three questions.

The first question was how much additional risk of cub mortality in the active ice would result in levels of spatial segregation in our SDP model similar to what is observed in the southern Beaufort Sea. We found that a 3.5-fold increase in the daily probability of mortality for a litter of COYs resulted in a female spending approximately 37% of her time in the active ice. While the resultant daily difference in

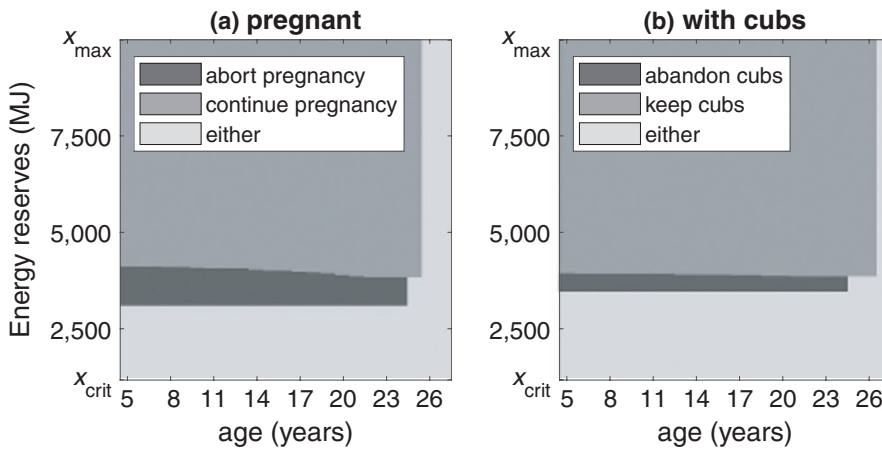


FIGURE 4 Optimal overwinter reproductive strategies for both a pregnant female (a) and a female with a litter of cubs of the year (b) at the end of each spring, for each energetic state

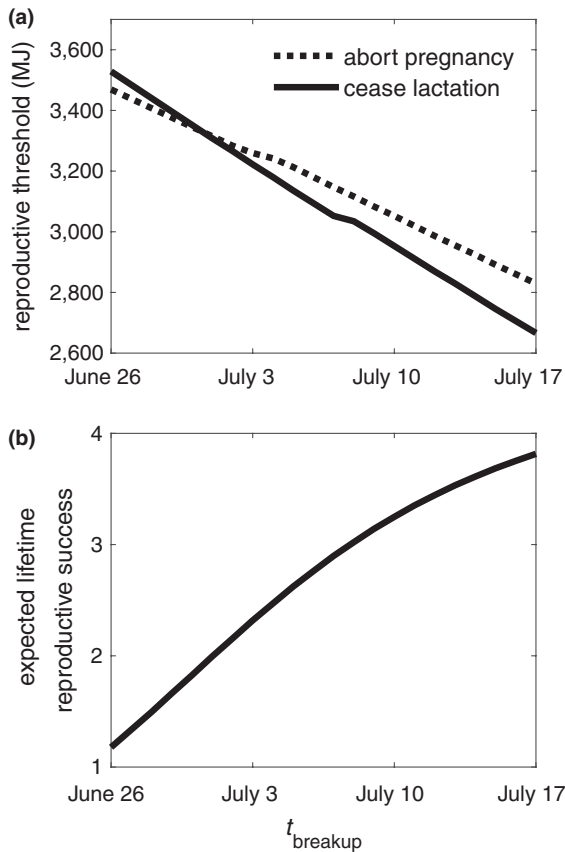


FIGURE 5 (a) Changes in the reproductive energetic thresholds as t_{breakup} is varied. Below these thresholds, it is optimal for a female to either abort her pregnancy or cease lactation for her litter of cubs of the year. Results are shown for a 10-year-old female. (b) Concurrent changes in a female's lifetime fitness (i.e., the expected number of offspring recruited over a female's lifetime) corresponding to early breakup dates. Note that a value of 2 would correspond approximately with population replacement, assuming a 50:50 sex ratio (Stirling & Øritsland, 1995)

survival may seem insignificant ($\sigma_0^{\text{fast ice}} = 0.9988$ vs. $\sigma_0^{\text{active ice}} = 0.9959$), the difference in survival probability in each patch over the entire 108-day spring is large; $(\sigma_0^{\text{fast ice}})^{108} \approx 0.88$ as compared with $(\sigma_0^{\text{active ice}})^{108} \approx 0.64$.

As the energetic threshold below which a female aborts a pregnancy or ceases lactation was unknown, we did not define these quantities in the SDP model a priori, choosing instead to make this emergent behavior the second question we addressed. As expected, there was a set of energetic states in which it was optimal for a female to either abort her pregnancy or cease lactation, resulting in litter loss. In these states, the immediate loss of offspring was outweighed by an increase in the number of future possible offspring resulting from the female retaining her energetic reserves.

Our third question explored the optimal behavior for a female polar bear who has perfect knowledge of her changed environment with a shorter spring feeding period and longer summer as well as the ability to adapt immediately. While polar bears surely do not have perfect information, these results provide a best-case scenario and allowed us to estimate an upper bound on her fitness under these changed conditions. Even if a female bear can instantaneously change the type of ice in which she is foraging, as well as her reproductive behavior, our model still predicted substantial decreases in fitness, and it is reasonable to assume that realized fitness declines would be even greater.

For context, the spring ice breakup has occurred approximately 9 days earlier per decade in the southern Beaufort Sea since the 1980s (Parkinson, 2014; Stern & Laidre, 2016). Based on this trend, a polar bear cub born now will experience average spring ice breakup more than 3 weeks earlier than in the 1980s, so we may already expect to observe shifts in foraging and reproductive behavior, with accompanying fitness declines.

We have only modeled a reduction in the length of spring feeding period and corresponding increase in the length of the summer fasting period. This is a simplification of the effects of climate change, as the risk factors of different ice habitats would also likely change along with this changing ice phenology. For example, polar bear populations are expected to decline in the coming decades (Hunter et al., 2010), and several populations—including that of the southern Beaufort Sea—are already declining (Bromaghin et al., 2015; Lunn et al., 2016). This reduced density of bears may result in lower encounter rates and so a reduced risk of infanticide. Conversely, bears that are encountered may

be more desperate and more prone to hunger-motivated cannibalism. Ringed seal abundance is also expected to decline, with projected concurrent shifts in ringed seal population age structure (Ferguson et al., 2017; Kelly et al., 2010; Reimer, Caswell, Derocher, & Lewis, 2019), changing the availability of energetic rewards in all ice types.

SDP models often result in emergent features which seem intuitive once they appear but one may not have thought of otherwise (Mangel, 2015; McHuron et al., 2018). The light gray in the lower right hand corner of all but the bottom right plot in Figure 2 implies that it does not matter in which ice type the female forages. This is because her reserves are depleted to a level so low that she cannot survive the overwinter period, regardless of where she hunts in those final days. If she has a litter of yearlings (bottom right plot), however, this same region suggests that it is optimal for her to be in the fast ice. She will still die over winter, however, because our model allows yearling cubs to survive even if she dies, provided they make it to the end of their second spring, her fitness is higher if she makes a desperate final attempt in the active ice to acquire enough energy to continue lactating until t_{breakup} .

When a pregnant female's reserves at the end of spring are too low, it does not matter whether she continues her pregnancy or not, or whether she continues lactation or not, as indicated by the horizontal light gray areas in Figure 4. In these cases, she does not have enough reserves to survive either way, so she will lose her potential litter and any future litters regardless. The vertical light gray bars in both plots of Figure 4 result from the probabilities of reproductive senescence we have imposed, since after senescence, we assumed that new litters will not be recruited and so her fitness is independent of her reproductive status.

Previous research on polar bear energetics and behavioral ecology allowed for meaningful parametrization of many of the key parameters of our model. However, notable uncertainty exists for several parameters. Perhaps most notably, we assumed that a female with cubs spends 37% of her time in the active ice, but this will likely vary both spatially and with time, both seasonally and interannually. Our model results showed robustness to changes in this parameter, however, with only small changes in expected lifetime fitness and a similar magnitude of change resulting from a shorter spring.

Furthermore, the occurrence and timing of reproductive senescence for polar bears is also poorly understood. While the implications of our chosen distribution for the age of senescence may not be large at the population level, as few females survive past this age, the possibility for one additional litter may be large for an individual's lifetime reproductive success. Reproductive senescence in female polar bears is thought to effectively result from a decline in body condition with age (Derocher & Stirling, 1994). However, as we have not included this level of detail in our model (i.e., including a change in female's hunting ability and knowledge over time), we have imposed senescence in this way.

Our work leads to several new hypotheses, for which the data are already available to explore. Data on polar bear body condition, as well as the location, date, and reproductive status of each bear, were collected for population monitoring. The results of our model

suggest exploring if females with cubs in poor body condition are more often found in the active ice than females in better condition. Furthermore, our results suggest that a female with cubs may spend more time in the active ice as breakup occurs earlier. A shift of female hunting habitat choice may already be apparent over the past several decades as ice breakup has shifted to occur earlier (Parkinson, 2014; Stern & Laidre, 2016).

SDP models allow us to explore both what types of selective forces may have led to observed traits as well as explore bounds for how individuals may adapt to new conditions. Models such as this one allow us to consider interactions between several important concepts, including changing ecological conditions, behavioral plasticity, reproductive biology, and optimal foraging. This can lead to new hypotheses, as well as sharpening our intuition about the trade-offs faced by individuals in complex ecological landscapes.

ACKNOWLEDGEMENTS

We thank Péter Molnár for helpful discussions early on in this work. This work was supported by the Natural Sciences and Engineering Research Council of Canada, Alberta Innovates, and the Killam Trust through scholarships to JRR. MM acknowledges support of the US National Science Foundation and the Office of Naval Research. AED acknowledges support from ArcticNet, Environment and Climate Change Canada, Hauser Bears, Natural Sciences and Engineering Research Council of Canada, Polar Bears International, Polar Continental Shelf Project, Quark Expeditions, and World Wildlife Fund (Canada). MAL gratefully acknowledges an NSERC Discovery Grant and a Canada Research Chair.

ORCID

Jody R. Reimer  <https://orcid.org/0000-0001-7742-2728>

Marc Mangel  <https://orcid.org/0000-0002-9406-697X>

REFERENCES

- Amstrup, S. C., & Durner, G. M. (1995). Survival rates of radio-collared female polar bears and their dependent young. *Canadian Journal of Zoology*, 73(7), 1312–1322. <https://doi.org/10.1139/z95-155>
- Amstrup, S. C., & Gardner, C. (1994). Polar bear maternity denning in the Beaufort Sea. *Journal of Wildlife Management*, 58(1), 1–10. <https://doi.org/10.2307/3809542>
- Amstrup, S. C., Stirling, I., Smith, T. S., Perham, C., & Thiemann, G. W. (2006). Recent observations of intraspecific predation and cannibalism among polar bears in the southern Beaufort Sea. *Polar Biology*, 29(11), 997–1002. <https://doi.org/10.1007/s00300-006-0142-5>
- Arnould, J. P. Y., & Ramsay, M. A. (1994). Milk production and milk consumption in polar bears during the ice-free period in western Hudson Bay. *Canadian Journal of Zoology*, 72(8), 1365–1370. <https://doi.org/10.1139/z94-180>
- Atkinson, S. N., & Ramsay, M. A. (1995). The effects of prolonged fasting of the body composition and reproductive success of female polar bears (*Ursus maritimus*). *Functional Ecology*, 9(4), 559–567. <https://doi.org/10.2307/2390145>

- Atwood, T. C., Peacock, E., McKinney, M. A., Lillie, K., Wilson, R., Douglas, D. C., ... Terletzky, P. (2016). Rapid environmental change drives increased land use by an Arctic marine predator. *PLoS ONE*, 11(6), 1–18. <https://doi.org/10.1371/journal.pone.0155932>
- Bentzen, T., Follmann, E., Amstrup, S., York, G., Wooller, M., & O'Hara, T. (2007). Variation in winter diet of southern Beaufort Sea polar bears inferred from stable isotope analysis. *Canadian Journal of Zoology*, 85(5), 596–608. <https://doi.org/10.1139/z07-036>
- Blix, A. S., & Lentfer, J. W. (1979). Modes of thermal protection in polar bear cubs – At birth and on emergence from the den. *American Journal of Physiology*, 236(1), R67–74. <https://doi.org/10.1152/ajpregu.1979.236.1.r67>
- Bromaghin, J. F., McDonald, T. L., Stirling, I., Derocher, A. E., Richardson, E. S., Regehr, E. V., ... Amstrup, S. C. (2015). Polar bear population dynamics in the southern Beaufort Sea during a period of sea ice decline. *Ecological Applications*, 25(3), 634–651. <https://doi.org/10.1890/14-1129.1>
- Clark, C. W., & Mangel, M. (2000). *Dynamic state variable models in ecology*. New York, NY: Oxford University Press.
- Derocher, A. E., Andriashek, D., & Arnould, J. P. Y. (1993). Aspects of milk composition and lactation in polar bears. *Canadian Journal of Zoology*, 71(3), 561–567. <https://doi.org/10.1139/z93-077>
- Derocher, A. E., & Stirling, I. (1994). Age-specific reproductive performance of female polar bears (*Ursus maritimus*). *Journal of Zoology*, 234, 527–536. <https://doi.org/10.1111/j.1469-7998.1994.tb04863.x>
- Derocher, A., & Stirling, I. (1996). Aspects of survival in juvenile polar bears. *Canadian Journal of Zoology*, 74(7), 1246–1252. <https://doi.org/10.1139/z96-138>
- Derocher, A. E., Stirling, I., & Andriashek, D. (1992). Pregnancy rates and serum progesterone levels of polar bears in western Hudson Bay. *Canadian Journal of Zoology*, 70(3), 561–566. <https://doi.org/10.1139/z92-084>
- Derocher, A. E., & Wiig, Ø. (1999). Infanticide and cannibalism of juvenile polar bears (*Ursus maritimus*) in svalbard. *Arctic*, 52(3), 307–310. <https://doi.org/10.14430/arctic936>
- Dukas, R., & Clark, C. W. (1995). Searching for cryptic prey: A dynamic model. *Ecology*, 76(4), 1320–1326. <https://doi.org/10.2307/1940938>
- Durner, G. M., Douglas, D. C., Albeke, S. E., Whiteman, J. P., Amstrup, S. C., Richardson, E., ... Ben-David, M. (2017). Increased Arctic sea ice drift alters adult female polar bear movements and energetics. *Global Change Biology*, 23(9), 3460–3473. <https://doi.org/10.1111/gcb.13746>
- Durner, G. M., Douglas, D. C., Nielsen, R. M., Amstrup, S. C., McDonald, T. L., Stirling, I., ... Derocher, A. E. (2009). Predicting 21st century polar bear habitat distribution from global climate models. *Ecological Monographs*, 79(1), 25–58. <https://doi.org/10.1890/07-2089.1>
- Ferguson, S. H., Young, B. G., Yurkowski, D. J., Anderson, R., Willing, C., & Nielsen, O. (2017). Demographic, ecological and physiological responses of ringed seals to an abrupt decline in sea ice availability. *PeerJ*, 5, e2957. <https://doi.org/10.7717/peerj.2957>
- Gittleman, J., & Oftedal, O. (1987). Comparative growth and lactation energetics in carnivores. *Symposia of the Zoological Society of London*, 57, 41–77. https://doi.org/10.1007/978-1-4757-4716-4_14
- Holbrook, S. J., & Schmitt, R. J. (1988). The combined effects of predation risk and food reward on patch selection. *Ecology*, 69(1), 125–134. <https://doi.org/10.2307/1943167>
- Houston, A. I., & McNamara, J. M. (1999). *Models of adaptive behaviour: An approach based on state*. Cambridge: Cambridge University Press.
- Hunter, C. M., Caswell, H., Runge, M. C., Regehr, E. V., Steve, C., & Stirling, I. (2010). Climate change threatens polar bear populations: A stochastic demographic analysis. *Ecology*, 91(10), 2883–2897. <https://doi.org/10.1890/09-1641.1>
- Kelly, B. P., Bengston, J. L., Boveng, P. L., Cameron, M. F., Dahle, S. P., Jansen, J. K., ... Wilder, J. M. (2010). Status review of the ringed seal (*Phoca hispida*). Technical report, Department of Commerce United States of America.
- King, J. R., & Murphy, M. E. (1985). Periods of nutritional stress in the annual cycle of endotherms: Fact or fiction? *American Zoologist*, 25(May), 955–964. <https://doi.org/10.1093/icb/25.4.955>
- Lack, D. (1947). The significance of clutch-size. *Ibis*, 89(2), 302–352. <https://doi.org/10.1111/j.1474-919x.1947.tb04155.x>
- Lentfer, J. W. (1975). Polar bear denning on drifting sea ice. *Journal of Mammalogy*, 56(3), 716–718. <https://doi.org/10.2307/1379497>
- Lentfer, J. W., Hensel, R. J., Gilbert, J. R., & Sorensen, F. E. (1980). Population characteristics of Alaskan polar bears. *Bears: Their Biology and Management*, 4, 109–115. <https://doi.org/10.2307/3872851>
- Lønø, O. (1970). The polar bear (*Ursus maritimus* Phipps) in the Svalbard area. *Norsk Polarinstitutt Skrifter*, 149, 1–117.
- Ludwig, D., & Rowe, L. (1990). Life-history strategies for energy gain and predator avoidance under time constraints. *The American Naturalist*, 135(5), 686–707. <https://doi.org/10.1086/285069>
- Lunn, N. J., Servanty, S., Regehr, E. V., Converse, S. J., Richardson, E., & Stirling, I. (2016). Demography of an apex predator at the edge of its range: Impacts of changing sea ice on polar bears in Hudson Bay. *Ecological Applications*, 26(5), 1302–1320. <https://doi.org/10.1890/15-1256>
- Mangel, M. (2015). Stochastic dynamic programming illuminates the link between environment, physiology, and evolution. *Bulletin of Mathematical Biology*, 77(5), 857–877. <https://doi.org/10.1007/s11538-014-9973-3>
- Mangel, M., & Clark, C. W. (1988). *Dynamic modeling in behavioral ecology*. Princeton, NJ: Princeton University Press.
- Mangel, M., Rosenheim, J. A., & Adler, F. R. (1995). Clutch size, offspring performance, and intergenerational fitness. *Behavioral Ecology*, 5(4), 412–417. <https://doi.org/10.1093/beheco/5.4.412>
- Marrow, P., McNamara, J. M., Houston, A. I., Stevenson, I. R., Clutton-Brock, T. H., Marrow, P., ... Clutton-Brock, T. H. (1996). State-dependent life history evolution in Soay sheep: Dynamic modelling of reproductive scheduling. *Philosophical Transactions of the Royal Society of London. Series B, Biological Sciences*, 351(1335), 17–32. <https://doi.org/10.1098/rstb.1996.0002>
- McHuron, E. A., Costa, D. P., Schwarz, L., & Mangel, M. (2017). State-dependent behavioural theory for assessing the fitness consequences of anthropogenic disturbance on capital and income breeders. *Methods in Ecology and Evolution*, 8(5), 552–560. <https://doi.org/10.1111/2041-210x.12701>
- McHuron, E. A., Schwarz, L. K., Costa, D. P., & Mangel, M. (2018). A state-dependent model for assessing the population consequences of disturbance on income-breeding mammals. *Ecological Modelling*, 385, 133–144. <https://doi.org/10.1016/j.ecolmodel.2018.07.016>
- Molnár, P. K., Derocher, A. E., Lewis, M. A., & Taylor, M. K. (2008). Modelling the mating system of polar bears: A mechanistic approach to the Allee effect. *Proceedings of the Royal Society B-Biological Sciences*, 275(1631), 217–226. <https://doi.org/10.1098/rspb.2007.1307>
- Molnár, P. K., Klanjscek, T., Derocher, A. E., Obbard, M. E., & Lewis, M. A. (2009). A body composition model to estimate mammalian energy stores and metabolic rates from body mass and body length, with application to polar bears. *Journal of Experimental Biology*, 212(15), 2313–2323. <https://doi.org/10.1242/jeb.026146>
- Monnett, C., & Gleason, J. S. (2006). Observations of mortality associated with extended openwater swimming by polar bears in the Alaskan Beaufort Sea. *Polar Biology*, 29(8), 681–687. <https://doi.org/10.1007/s00300-005-0105-2>
- Noonburg, E. G., Newman, L. A., Lewis, M., Crabtree, R. L., & Potapov, A. B. (2007). Sequential decision-making in a variable environment: Modeling elk movement in Yellowstone National Park as a dynamic game. *Theoretical Population Biology*, 71, 182–195. <https://doi.org/10.1016/j.tpb.2006.09.004>
- Pagano, A. M., Durner, G. M., Rode, K. D., Atwood, T. C., Atkinson, S. N., Peacock, E., ... Williams, T. M. (2018). High-energy, high-fat life-style challenges an Arctic apex predator, the polar bear. *Science*, 359(6375), 568–572. <https://doi.org/10.1126/science.aan8677>

- Parker, G., & Smith, J. M. (1990). Optimality theory in evolutionary biology. *Nature*, 348, 27–33. <https://doi.org/10.1038/348027a0>
- Parkinson, C. L. (2014). Spatially mapped reductions in the length of the Arctic sea ice season. *Geophysical Research Letters*, 41(12), 4316–4322. <https://doi.org/10.1002/2014gl060434>
- Pilfold, N. W., Derocher, A. E., & Richardson, E. (2014). Influence of intra-specific competition on the distribution of a wide-ranging, non-territorial carnivore. *Global Ecology and Biogeography*, 23(4), 425–435. <https://doi.org/10.1006/anbe.2001.1916>
- Pongracz, J. D., & Derocher, A. E. (2017). Summer refugia of polar bears (*Ursus maritimus*) in the southern Beaufort Sea. *Polar Biology*, 40(4), 753–763. <https://doi.org/10.1007/s00300-016-1997-8>
- Ramsay, M. A., & Stirling, I. (1986). On the mating system of polar bears. *Canadian Journal of Zoology*, 64(10), 2142–2151. <https://doi.org/10.1139/z86-329>
- Ramsay, M. A., & Stirling, I. (1988). Reproductive biology and ecology of female polar bears (*Ursus maritimus*). *Journal of Zoology*, 214, 601–633. <https://doi.org/10.1111/j.1469-7998.1988.tb03762.x>
- Regehr, E. V., Hunter, C. M., Caswell, H., Amstrup, S. C., & Stirling, I. (2010). Survival and breeding of polar bears in the southern Beaufort Sea in relation to sea ice. *Journal of Animal Ecology*, 79(1), 117–127. <https://doi.org/10.1111/j.1365-2656.2009.01603.x>
- Reimer, J. R., Caswell, H., Derocher, A. E., & Lewis, M. A. (2019). Ringed seal demography in a changing climate. *Ecological Applications*, 29, e01855. <https://doi.org/10.1002/eap.1855>
- Robbins, C. T., Lopez-Alfaro, C., Rode, K. D., Tøien, Ø., & Nelson, O. L. (2012). Hibernation and seasonal fasting in bears: The energetic costs and consequences for polar bears. *Journal of Mammalogy*, 93(6), 1493–1503. <https://doi.org/10.1644/11-mamm-a-406.1>
- Rode, K. D., Amstrup, S. C., & Regehr, E. V. (2010). Reduced body size and cub recruitment in polar bears associated with sea ice decline. *Ecological Applications*, 20(3), 768–782. <https://doi.org/10.1890/08-1036.1>
- Rode, K. D., Reist, J. D., Peacock, E., & Stirling, I. (2010). Comments in response to estimating the energetic contribution of polar bear (*Ursus maritimus*) summer diets to the total energy budget by Dyck and Kebreab (2009). *Journal of Mammalogy*, 91(6), 1517–1523. <https://doi.org/10.1007/s00300-015-1757-1>
- Schwartz, C. C., Keating, K. A., Reynolds, H. V., Barnes, V. G. J., Sellers, R. A., Swenson, J. E., ... Herrero, S. (2003). Reproductive maturation and senescence in the female brown bear. *Ursus*, 14(2), 109–119.
- Schwarz, L. K., McHuron, E., Mangel, M., Wells, R. S., & Costa, D. P. (2016). Stochastic dynamic programming: An approach for modelling the population consequences of disturbance due to lost foraging opportunities. *Proceedings of Meetings on Acoustics*, 27, 040004. <https://doi.org/10.1121/2.0000276>
- Smith, T. G. (1987). The ringed seal, *Phoca hispida*, of the Canadian western Arctic. *Canadian Bulletin of Fisheries and Aquatic Sciences*, 216, 1–81.
- Smith, T. G., & Stirling, I. (1975). The breeding habitat of the ringed seal (*Phoca hispida*). The birth lair and associated structures. *Canadian Journal of Zoology*, 53, 1297–1305. <https://doi.org/10.1139/z75-155>
- Stern, H. L., & Laidre, K. L. (2016). Sea-ice indicators of polar bear habitat. *The Cryosphere*, 10, 1–15. <https://doi.org/10.5194/tc-2016-110>
- Stirling, I., Andriashek, D., & Calvert, W. (1993). Habitat preferences of polar bears in the western Canadian Arctic in late winter and spring. *Polar Record*, 29(168), 13–24. <https://doi.org/10.1017/s0032247400023172>
- Stirling, I., McDonald, T. L., Richardson, E. S., & Regehr, E. V. (2011). Polar bear population status in the northern Beaufort Sea. *Ecological Applications*, 21(3), 859–876. <https://doi.org/10.1890/10-0849.1>
- Stirling, I. A. N., & McEwan, E. H. (1975). The caloric value of whole ringed seals (*Phoca hispida*) in relation to polar bear (*Ursus maritimus*) ecology and hunting behavior. *Canadian Journal of Zoology*, 53(8), 1021–1027. <https://doi.org/10.1139/z75-117>
- Stirling, I., & Øritsland, N. A. (1995). Relationships between estimates of ringed seal (*Phoca hispida*) and polar bear (*Ursus maritimus*) populations in the Canadian Arctic. *Canadian Journal of Fisheries and Aquatic Science*, 52, 2594–2612. <https://doi.org/10.1139/f95-849>
- Stirling, I., Pearson, A. M., & Bunnell, F. L. (1976). Population ecology studies of polar and grizzly bears in northern Canada. In *Trans. Forty-First North Am. Wildl. Nat. Resour. Conf.* March 21–25, 1976, Washington, DC, 421–429.
- Stirling, I., Spencer, C., & Andriashek, D. (2016). Behavior and activity budgets of wild breeding polar bears (*Ursus maritimus*). *Marine Mammal Science*, 32(1), 13–37. <https://doi.org/10.1111/mms.12291>
- Stroeve, J., & Meier, W. (2018). Sea ice trends and climatologies from SMMR and SSM/ISSMIS, version 3. [May–July, 1979–2016].
- Thiemann, G. W., Lunn, N. J., Richardson, E. S., & Andriashek, D. S. (2011). Temporal change in the morphometry-body mass relationship of polar bears. *Journal of Wildlife Management*, 75(3), 580–587. <https://doi.org/10.1002/jwmg.112>

SUPPORTING INFORMATION

Additional supporting information may be found online in the Supporting Information section at the end of the article.

How to cite this article: Reimer JR, Mangel M, Derocher AE, Lewis MA. Modeling optimal responses and fitness consequences in a changing Arctic. *Glob Change Biol.* 2019;25:3450–3461. <https://doi.org/10.1111/gcb.14681>